



# St. Patrick's Day Pack Part 3

Thanks for stopping by and downloading my St. Patrick's Day pack. Be sure to download St. Patrick's Day Part 1, 2, & Tot Pack.

If you would like to share this file please link directly to the web page or Blog and not to the pdf file. This pack was made to be used with your toddler or preschooler. This is for your own personal use. Please don't sell or host these files anywhere.

Please read the [Terms of Use](#). If you have any questions please let me know.



Graphics: Granny swallowed Leprechaun &

Granny swallowed Leprechaun.

Purchased from [Scrappin Doodles](#)







Thanks!

3Dinosaurs.com














# Color in the clover patterns

Name: \_\_\_\_\_



# Fill in the missing patterns.

Created by Cassie @ 3Dinosaurs.com



# St Patrick's Day Stamping Page


Use ABC stamps to stamp upper and lower case letters for each item.




Oo



Cc



Dd



Bb



Bb

# St Patrick's Day Stamping Page

Use ABC stamps to stamp upper and lower case letters for each item.

